

"It's been a year since surgery with Balloon Sinuplasty Technology, and I've felt much better. I have energy to work a full day and to go out at night. It's made a tremendous difference in how I approach my life."

— Sherwin G.

Occupation: Allergist

Years as a chronic sinusitis sufferer: 3.5

Don't wait any longer to get relief.

Talk to your doctor about the benefits and risks of Balloon Sinuplasty technology.

Go to [www.BalloonSinuplasty.com](http://www.BalloonSinuplasty.com) or call 1-877-868-NOSE (6673) today.

Connect with Balloon Sinuplasty:

Facebook.com/RealSinusRelief

Twitter.com/RealSinusRelief

YouTube.com/RealSinusRelief



Balloon Sinuplasty Technology is intended for use by or under the direction of a physician. Balloon Sinuplasty Technology has associated risks, including tissue and mucosal trauma, infection, or possible optic injury. Consult your physician for a full discussion of risks and benefits to determine whether this procedure is right for you.

AMC00887 Rev. H  
© 2014 Medtronic, Inc. All rights reserved.

**Acclarent**  
expanding relief™

## CHRONIC SINUSITIS SUFFERERS:

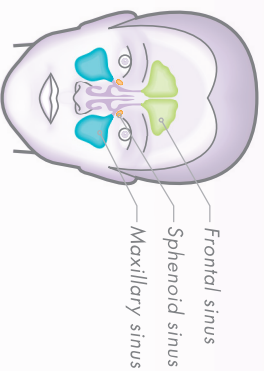
*Sinus Relief is Here.*



Visit [www.BalloonSinuplasty.com](http://www.BalloonSinuplasty.com)  
or call 1-877-868-NOSE (6673) today.

**Balloon Sinuplasty**  
technology by Acclarent™

# THE FACTS ABOUT CHRONIC SINUSITIS



**Sinuses** are air-filled pockets behind the facial bones surrounding the nose. Each sinus has an opening through which mucus drains. This drainage keeps your sinuses working well and you healthy. Anything that obstructs that flow may cause a buildup of mucus in the sinuses, which may lead to infection and inflammation of the sinuses.

**Sinusitis** occurs when the linings of your nose, sinuses and throat become inflamed, possibly from a pre-existing cold or allergies. **Chronic sinusitis** is when this inflammation lasts three months or more.

## Common symptoms include<sup>1</sup>:

- Facial pain, pressure, congestion or fullness
- Difficulty breathing through the nose
- Discharge of yellow or green mucus from the nose
- Teeth pain
- Loss of the sense of smell or taste
- Headache
- Fatigue
- Sore throat
- Bad breath

# WHY CHOOSE BALLOON SINUPLASTY?

Typical treatment for sinusitis begins with medication prescribed by your doctor. However, at least 20% of chronic sinusitis sufferers don't get relief with medication.<sup>2-4</sup> For these patients, a surgical procedure may be recommended.

**Balloon Sinuplasty** is a minimally invasive procedure that opens sinus passages relieving the pain and pressure associated with chronic sinusitis.<sup>5</sup>

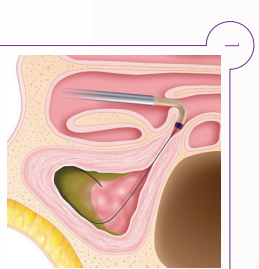
**SAFE**  
More than 300,000 patients have been treated by physicians using Balloon Sinuplasty technology.<sup>6</sup>

**FAST RECOVERY**  
While recovery time varies with each patient, recovery is typically fast. In a study of in-office Balloon Sinuplasty, most patients returned to work and normal activity within 2 days.<sup>5</sup>

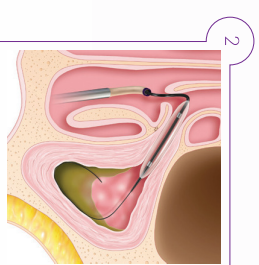
**AVAILABLE IN-OFFICE**  
Balloon Sinuplasty is now available as a procedure conducted in a doctor's office under local anesthesia, allowing some patients to avoid the hassles of surgery in an operating room.

# HOW DOES BALLOON SINUPLASTY WORK?

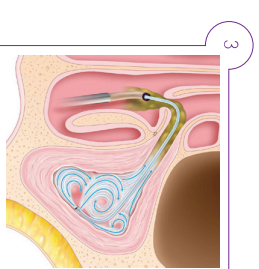
In Balloon Sinuplasty, inflamed sinuses are opened in the same way that doctors open up blocked arteries during balloon angioplasty.



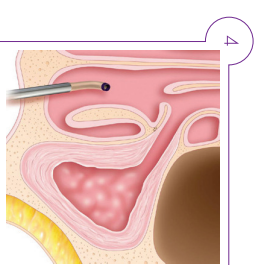
**Step 1.** A soft, flexible guidewire is inserted into the blocked sinus.



**Step 2.** The balloon is advanced over the guidewire and is inflated to gently expand the sinus opening.



**Step 3.** Fluid is sprayed into the infected sinus to flush out pus and mucus.



**Step 4.** The system is removed, leaving the sinus open.

After Balloon Sinuplasty, the sinuses remain open, allowing the return of normal sinus drainage and relief of sinus pressure.

<sup>1</sup> <http://www.earnet.org/healthinformation/sinusitis.cfm>

<sup>2</sup> Suvarnonratan H, Schechtman K. A Retrospective Analysis of Treatment Outcomes and Time to Relapse after Intensive Medical Treatment for Chronic Sinusitis. *Ann J Rhinol*. 2002;16(6):303-312.

<sup>3</sup> Hester J, Piccinillo J, et al. Clinical outcomes of chronic rhinosinusitis in response to medical therapy: Results of a prospective study. *Ann J Rhinol*. 2007;21(1):10-18.

<sup>4</sup> Lal D, Scanna J, et al. Efficacy of targeted medical therapy in chronic rhinosinusitis, and predictors of failure. *Ann J Rhinol Allergy*. 23:396-400, 2009.

<sup>5</sup> Karamfilov B, Skovs S, Poshin R, Skrand A, Shikani A, Silvas M, for the OROS2 study investigators. Office-based balloon sinus dilation: a prospective, multicenter study of 203 patients. *Int Forum Allergy Rhinol*. 2013;3(5):404-411. Epub 2012 Nov 7.

<sup>6</sup> Adherent Data on File, #10.